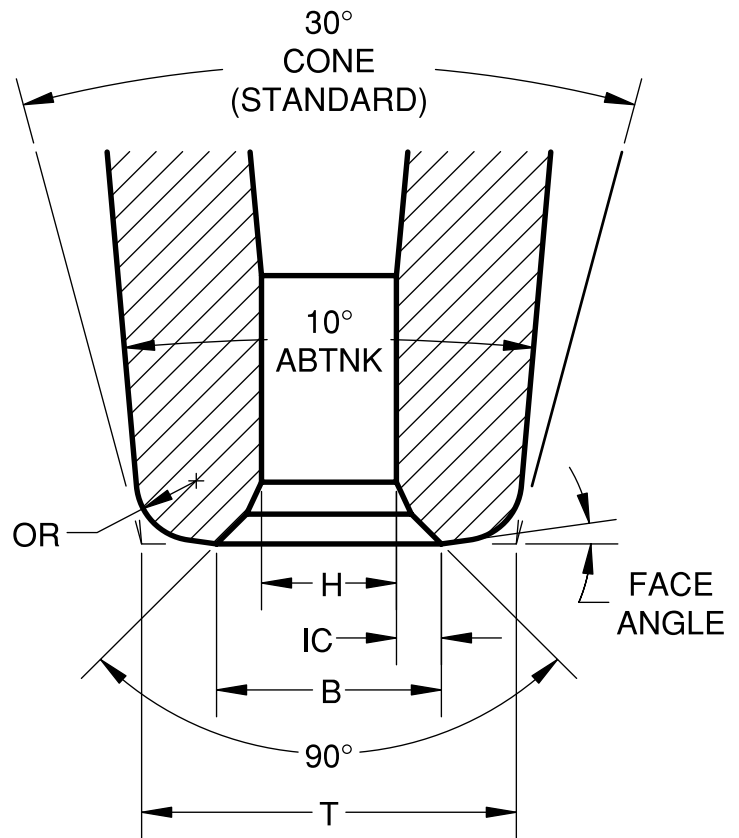
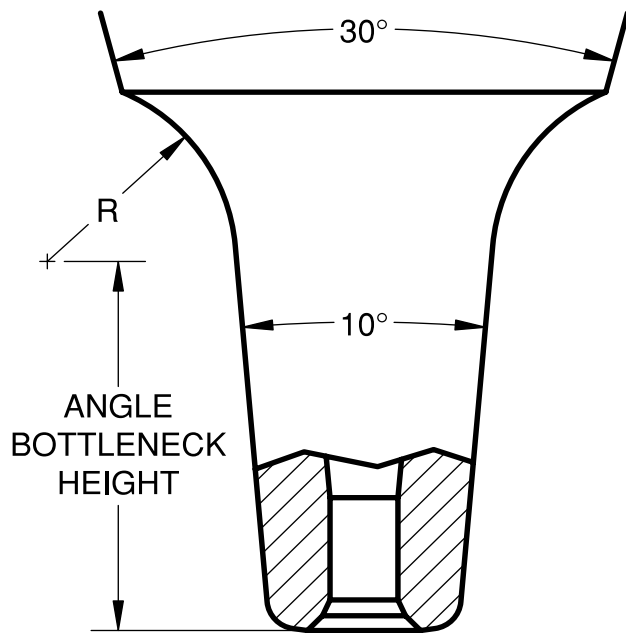



The 1851 angle bottleneck capillary represents Gaiser Tool's answer to fine pitch and ultra-fine pitch wire bonding tool design. Our proprietary Process 1800 imparts a high-tension, mirror smooth, secondary alumina skin to the angle bottleneck portion of the capillary. This increases the shear strength and rigidity which results in superior ultrasonic energy transmission and a wider tuning window ideal for high frequency transducers.

Process 1800 also provides substantially improved dimensional tolerances and reduced standard deviations.



Specify: Series - H - Length+Finish - T(IC - Face Angle - OR)Options

Example:

1851-18-437GM-40(3-8D-10)20D-AB10x12

1820-18-437GM-36(4-11D-8)AB10x10

1851-15-375P-32(2-8D-5)20D-AB5x8-BLIC-CZ1

Notes:

For T dimensions less than or equal to 0.0035/89µm, must specify "-CZ1" for material.

For T dimensions less than or equal to 0.0029/74µm, contact Gaiser Tool Co. or your representative for part number.

For IC dimensions equal to 0.00015/3.8µm, do not specify with radiused inside chamfer.

For IC dimensions equal to 0.0001/2.5µm, do not specify with radiused inside chamfer and must have polished finish.

If a radiused inside chamfer is desired in a 120° IC, use the 1820 series.

For the 1853 series, a radiused inside chamfer is not available.

For 120° IC angle, specify "x120D" in part number. Other angles may be specified.

For single IC angle, specify as "1853" series. Standard angle is 90° unless otherwise specified.

PITCH in./ μ m	WIRE DIAMETER in./ μ m	PART NUMBER
.0059/150 to .0067/170	.0012/30 to .0013/33	1851-18-437GM-60(5-8D-12)20D-AB10x12
		1851-17-437GM-52(3-8D-10)20D-AB10x12
	.0012/30	1520-15-437GM-55(4-8D-8)20D-AB10x12
		1551-15-437GM-70(5-8D-15)20D
	.0012/30 to .0013/33	1551-15-437GM-70(5-8D-15)
		1820-17-437GM-65(3.5-8D-15)AB10x10
.0053/135 to .0059/150	.0010/25	1551-13-437GM-65(3-8D-12)
	.0010/25	1551-14-437GM-60(3.5-8D-15)
		1551-15-437GM-56(4.5-8D-10)20D
	.0013/33	1851-18-437GM-60(4.5-8D-12)AB10x10
	.0012/30	1551-16-437GM-60(4.5-8D-10)20D
		1851-16-437GM-60(5.5-8D-12)AB10x15
.0049/125	.0012/30	1851-15-437GM-60(5-8D-10)AB10x10-BLIC
		1851-16-437GM-59(4-8D-12)20D-AB10x15
	.0010/25	1851-17-437GM-55(4.5-8D-12)AB10x10
		1851-17-437GM-55(4.5-4D-15)AB10x10
.0039/100	.0013/33	1851-16-437GM-55(3-11D-8)20D-AB10x12
		1851-13-437GM-55(4.5-11D-8)20D-AB10x12
	.0012/30	1851-18-437GM-52(4-11D-8)AB10x12
		1851-18-437GM-52(4-8D-10)20D-AB10x12
.0035/90	.0010/25	1851-17-437GM-52(3-11D-8)20D-AB10x12
		1851-15-437GM-52(3.5-8D-10)20D-AB10x12
	.0012/30	1851-15-437GM-50(4-8D-12)AB10x12
		1851-15-437GM-47(3.5-11D-5)AB10x10
		1851-13-437GM-47(3-11D-8)AB10x10
		1851-13-437GM-47(4-8D-10)20D-AB10x10-CZ1
	.0010/25	1851-16-437GM-45(3-8D-8)20D-AB10x10
		1851-16-437GM-45(3-11D-5)AB10x10
.0012/30	1851-16-437GM-43(2.5-11D-8)AB10x10	
	1851-16-437GM-43(3-11D-8)20D-AB10x10	
	1851-14-437GM-43(3.5-11D-5)20D-AB10x10	
	1851-13-437GM-43(3.5-8D-8)20D-AB10x10	
.0032/80	.0012/30	1851-15-437GM-43(3-11D-5)20D-AB10x10
		1851-15-437GM-40(2.5-11D-5)20D-AB10x10
	.0010/25	1851-15-437GM-40(2.5-11D-5)20D-AB10x10
		1851-14-437GM-40(2.5-8D-8)AB10x10
.0028/70	.0010/25	1851-13-437GM-40(2.5-11D-8)20D-AB10x10
		1851-12-437GM-40(2.5-11D-8)20D-AB10x10
		1851-14-437P-38(2-11D-5)20D-AB10x10-CZ1
		1851-13-437P-38(2-11D-5)20D-AB10x10-CZ1
		1851-13-437P-38(2.5-1D-5)20D-AB10x10-CZ1
.0026/65-.0028/70	.0010/25	1851-12-437P-38(2-11D-5)20D-AB10x10-CZ1
		1851-15-437P-38(2-11D-5)20D-AB10x10-CZ1
		1851-14-437P-35(1.5-11D-5)20D-AB10x10-CZ1
		1851-13-437P-35(2-11D-5)20D-AB10x10-CZ1
.0026/65-.0028/70	.0010/25	1851-13-437P-35(2-8D-8)20D-AB10x10-CZ1
		1851-13-437P-35(2-11D-5)20D-AB10x10-CZ1
		1851-12-437P-35(2-11D-5)20D-AB10x10-CZ1

Other part numbers available.

Dimensions in inches unless otherwise specified

PITCH in./ μ m	WIRE DIAMETER in./ μ m	PART NUMBER
.0024/60	.0010/25	1851-12.5-437P-32(2-8D-8)20D-AB10x10-CZ1
		1851-12-437P-32(2-11D-5)20D-AB10x10-CZ1
.0022/55 to .0024/60	.0009/23	1851-11-437P-32(1.5-11D-5)20D-AB10x10-CZ1
		1851-11-437P-32(2-11D-5)20D-AB10x10-CZ1
		1851-11-437P-30(1.5-11D-5)20D-AB10x10-CZ1
		1851-12-437P-30(2-8D-5)20D-AB10x10-CZ1
		1851-12-437P-30(1.5-11D-3)20D-AB10x10-CZ1
		1800-DWG010104-CDR-2-CZ1 (H=11 B=14 OR=5 T=28 FA=8° AB5x8 CA=20° L=437)
.0022/55	.0009/23	1800-DWG010607-CDR-2-CZ1 (H=10.5 B=13 OR=5 T=28 FA=11° AB5x8 CA=20° L=437)
		1800-DWG010621-CDR-2-CZ1 (H=10.5 B=13 OR=5 T=25 FA=11° AB5x8 CA=20° L=437)
.0020/50	.0009/23	1800-DWG010352-CDR-2-CZ1 (H=10.5 B=12.5 OR=5 T=25 FA=11° AB5x8 CA=20° L=437)
		1800-DWG010628-CDR-2-CZ1 (H=10 B=12.5 OR=5 T=25 FA=8° AB5x8 CA=20° L=437)
		1800-DWG010615-CDR-2-CZ1 (H=10 B=12 OR=5 T=25 FA=8° AB5x8 CA=20° L=437)
		1800-DWG010635-CDR-2-CZ1 (H=9.5 B=11.5 OR=5 T=25 FA=8° AB5x8 CA=20° L=437)
	.0008/20	1800-DWG010640-CDR-2-CZ1 (H=9.5 B=11.5 OR=4 T=25 FA=11° AB5x8 CA=20° L=437)
		1800-DWG010647-CDR-2-CZ1 (H=9.5 B=12 OR=4 T=25 FA=11° AB5x8 CA=20° L=437)
		1800-DWG010102-CDR-2-CZ1 (H=9.5 B=12 OR=5 T=25 FA=8° AB5x8 CA=20° L=437)
		1800-DWG010661-CDR-2-CZ1 (H=9.5 B=12 OR=5 T=23 FA=8° AB5x8 CA=20° L=437)
		1800-DWG010654-CDR-2-CZ1 (H=9 B=11 OR=5 T=23 FA=8° AB5x8 CA=20° L=437)
		1800-DWG010671-CDR-2-CZ1 (H=8.5 B=10.5 OR=4 T=21 FA=8° AB5x8 CA=20° L=437)
.0016/40	.0007/18	1800-DWG010669-CDR-2-CZ1 (H=8.5 B=10 OR=4 T=21 FA=8° AB5x8 CA=20° L=437)
		1800-DWG010677-CDR-2-CZ1 (H=8.5 B=10 OR=2 T=21 FA=11° AB5x8 CA=20° L=437)
		1800-DWG010682-CDR-2-CZ1 (H=8 B=10 OR=2 T=21 FA=11° AB5x8 CA=20° L=437)
		1800-DWG010688-CDR-2-CZ1 (H=7.5 B=9.5 OR=4 T=18.5 FA=8° AB5x8 CA=20° L=437)
.0014/35	.0006/15	1800-DWG010695-CDR-2-CZ1 (H=7.5 B=9.5 OR=2 T=18.5 FA=11° AB5x8 CA=20° L=437)
		1800-DWG010691-CDR-2-CZ1 (H=7.5 B=9 OR=4 T=18.5 FA=8° AB5x8 CA=20° L=437)
		1800-DWG010699-CDR-2-CZ1 (H=7.5 B=9 OR=2 T=18.5 FA=11° AB5x8 CA=20° L=437)
		1800-DWG010699-CDR-2-CZ1 (H=7.5 B=9 OR=2 T=18.5 FA=11° AB5x8 CA=20° L=437)

Other part numbers available.
 Dimensions in inches unless otherwise specified