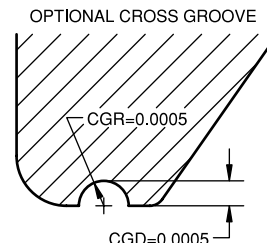


Simply specify the ribbon thickness, width, and bond length and Gaiser Tool Company calculates the ribbon feed slot dimensions for optimum performance.

Deep access vertical feed ribbon tools are also available - see series 4645R and 4660R.

**Material:**

- Tungsten Carbide Standard
- Titanium Carbide Optional (Specify "-TiC" in part no.)
- Cermet Tip Optional (Specify "-BK CER" in part no.)

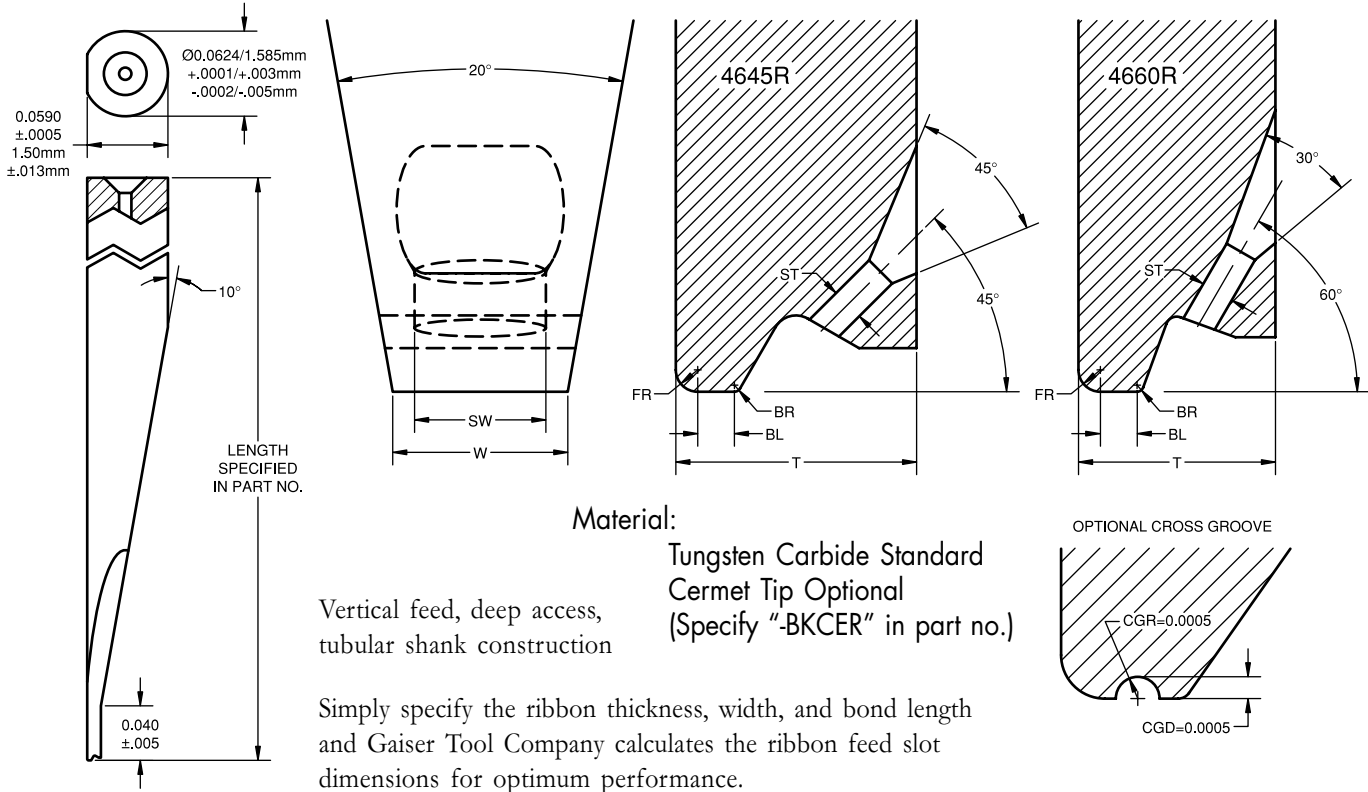


**Specify:** Series/Ribbon Feed Angle - Ribbon Thickness - Ribbon Width - Bond Length - Tool Length - Options  
**Example:**

2530-.5-4-2.0-L (RT="5"=0.0005 in., RW="4"=0.0040 in., BL or BF="2.0"=0.0020 in.)  
 2545-1-5-3.0-3/4-CG-TiC (RT="1"=0.0010 in., RW="5"=0.0050 in., BL or BF="3.0"=0.0030 in.)

BL (BF) in./µm ±.0002/5	FR in./µm ±.0002/5	BR in./µm +.0002/5 -.0001/2.5	SW in./µm ±.0005/13	W in./µm ±.0003/8	30° T in./µm ±.0005/13	45° T in./µm ±.0005/13	60° T in./µm ±.0005/13	RIBBON THICKNESS in./µm	RIBBON WIDTH in./µm
.0005/13	.0010/25	.0003/8	.0035/89	.005/127	.012/305	.008/203	.008/203	.00025/6 to .0005/13	.002/51
.0010/25	.0010/25	.0003/8	.0035/89	.005/127	.012/305	.009/229	.008/203		
.0015/38	.0010/25	.0003/8	.0035/89	.005/127	.013/330	.009/229	.008/203		
.0020/51	.0010/25	.0003/8	.0035/89	.005/127	.013/330	.010/254	.009/229	.0005/13 to .001/25	.003/76
.0020/51	.0010/25	.0003/8	.0050/127	.007/178	.013/330	.010/254	.009/229		
.0025/64	.0010/25	.0003/8	.0050/127	.007/178	.014/356	.010/254	.009/229		
.0030/76	.0010/25	.0003/8	.0050/127	.007/178	.014/356	.011/279	.010/254	.0005/13 to .002/51	.004/102
.0040/102	.0010/25	.0003/8	.0050/127	.007/178	.015/381	.012/305	.011/279		
.0025/64	.0010/25	.0003/8	.0060/152	.008/203	.014/356	.010/254	.009/229		
.0030/76	.0010/25	.0003/8	.0060/152	.008/203	.014/356	.011/279	.010/254	.0005/13 to .002/51	.005/127
.0040/102	.0010/25	.0003/8	.0060/152	.008/203	.015/381	.012/305	.011/279		
.0025/64	.0010/25	.0003/8	.0070/178	.009/229	.014/356	.010/254	.009/229		
.0030/76	.0010/25	.0003/8	.0070/178	.009/229	.014/356	.011/279	.010/254	.0005/13 to .002/51	.008/203
.0040/102	.0010/25	.0003/8	.0070/178	.009/229	.015/381	.012/305	.011/279		
.0030/76	.0010/25	.0003/8	.0110/279	.013/330	.014/356	.011/279	.010/254		
.0040/102	.0010/25	.0003/8	.0110/279	.013/330	.015/381	.012/305	.011/279	.0005/13 to .002/51	.010/254
.0050/127	.0010/25	.0003/8	.0110/279	.013/330	.016/406	.013/330	.012/305		
.0030/76	.0010/25	.0003/8	.0130/330	.016/406	.014/356	.011/279	.010/254		
.0040/102	.0010/25	.0003/8	.0130/330	.016/406	.015/381	.012/305	.011/279	.0005/13 to .002/51	.010/254
.0050/127	.0010/25	.0003/8	.0130/330	.016/406	.016/406	.013/330	.012/305		

Chart contains typical configurations. T dimension varies with ribbon size - consult factory for exact T dimension.  
 Other configurations available based on ribbon size. Standard 1/16 inch diameter shank. Dimensions in inches unless otherwise specified



**Specify:** Series/Ribbon Feed Angle - Ribbon Thickness - Ribbon Width - Bond Length - Tool Length - Options

**Example:**

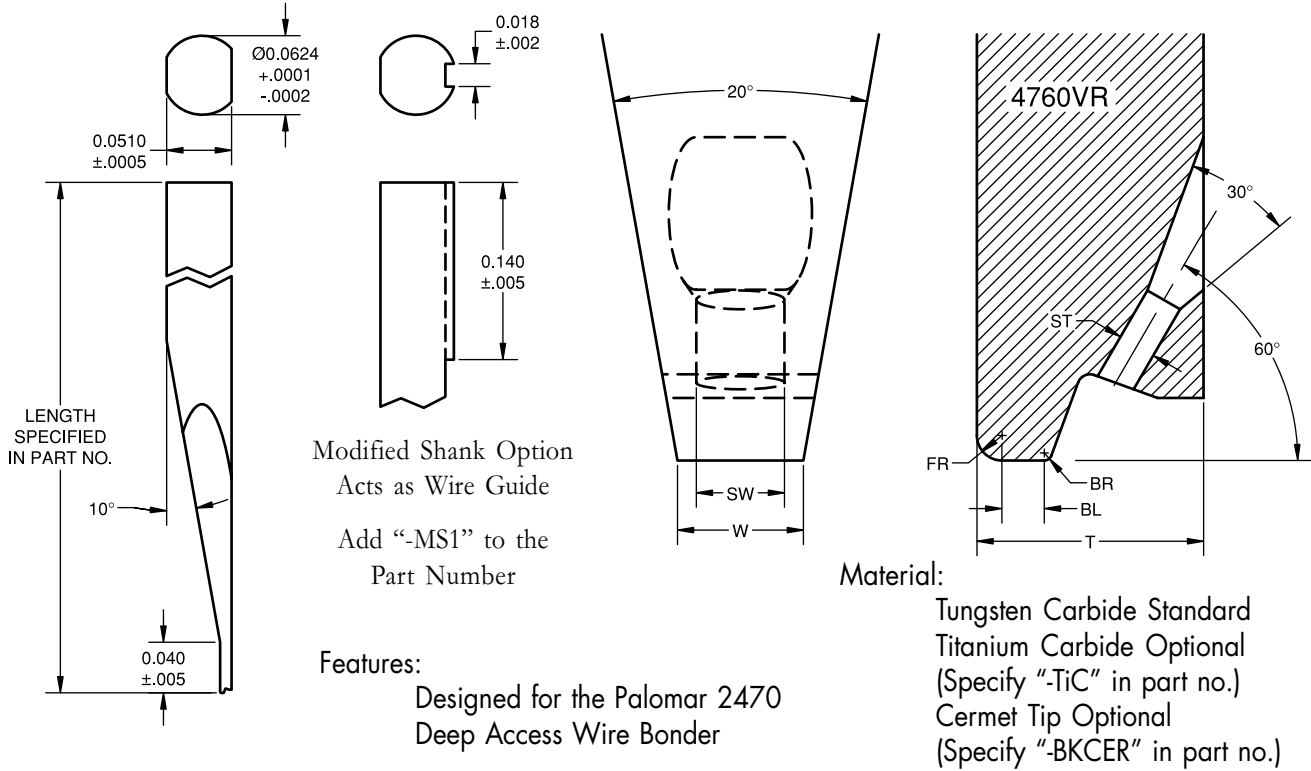
4645R-5-4-2.0-L-CG (RT="5"=0.0005 in., RW="4"=0.0040 in., BL or BF="2.0"=0.0020 in.)

4660R-1-5-3.0-3/4-BKCER (RT="1"=0.0010 in., RW="5"=0.0050 in., BL or BF="3.0"=0.0030 in.)

BL (BF) in./µm ±.0002/5	FR in./µm ±.0002/5	BR in./µm +.0002/5 -.0001/2.5	SW in./µm ±.0005/13	W in./µm ±.0003/8	45° T in./µm ±.0005/13	60° T in./µm ±.0005/13	RIBBON THICKNESS in./µm	RIBBON WIDTH in./µm
.0010/25	.0010/25	.0003/8	.0035/89	.005/127	.009/229	.008/203	.00025/6 to .0005/13	.002/51
.0015/38	.0010/25	.0003/8	.0035/89	.005/127	.009/229	.008/203		
.0020/51	.0010/25	.0003/8	.0035/89	.005/127	.010/254	.009/229		
.0020/51	.0010/25	.0003/8	.0050/127	.007/178	.010/254	.009/229	.0005/13 to .001/25	.003/76
.0025/64	.0010/25	.0003/8	.0050/127	.007/178	.010/254	.009/229		
.0030/76	.0010/25	.0003/8	.0050/127	.007/178	.011/279	.010/254		
.0040/102	.0010/25	.0003/8	.0050/127	.007/178	.012/305	.011/279	.0005/13 to .002/51	.004/102
.0025/64	.0010/25	.0003/8	.0060/152	.008/203	.010/254	.009/229		
.0030/76	.0010/25	.0003/8	.0060/152	.008/203	.011/279	.010/254		
.0040/102	.0010/25	.0003/8	.0060/152	.008/203	.012/305	.011/279	.0005/13 to .002/51	.005/127
.0025/64	.0010/25	.0003/8	.0070/178	.009/229	.010/254	.009/229		
.0030/76	.0010/25	.0003/8	.0070/178	.009/229	.011/279	.010/254		
.0040/102	.0010/25	.0003/8	.0070/178	.009/229	.012/305	.011/279	.0005/13 to .002/51	.008/203
.0030/76	.0010/25	.0003/8	.0110/279	.013/330	.011/279	.010/254		
.0040/102	.0010/25	.0003/8	.0110/279	.013/330	.012/305	.011/279		
.0050/127	.0010/25	.0003/8	.0110/279	.013/330	.013/330	.012/305	.0005/13 to .002/51	.010/254
.0030/76	.0010/25	.0003/8	.0130/330	.016/406	.011/279	.010/254		
.0040/102	.0010/25	.0003/8	.0130/330	.016/406	.012/305	.011/279		
.0050/127	.0010/25	.0003/8	.0130/330	.016/406	.013/330	.012/305		

Chart contains typical configurations. T dimension varies with ribbon size - consult factory for exact T dimension.

Other configurations available based on ribbon size. *Dimensions in inches unless otherwise specified*



**Specify:** Series/Ribbon Feed Angle - Ribbon Thickness - Ribbon Width - Bond Length - Tool Length - Options

**Example:**

4760VR-.5-4-2.0-3/4

(RT=".5"=0.0005 in., RW="4"=0.0040 in., BL or BF="2.0"=0.0020 in.)

4760VR-1-5-3.0-3/4-CG-TiC

(RT="1"=0.0010 in., RW="5"=0.0050 in., BL or BF="3.0"=0.0030 in.)

BL (BF) in./µm ±.0002/5	FR in./µm ±.0002/5	BR in./µm +.0002/5 -.0001/2.5	ST in./µm ±.0002/5	SW in./µm ±.0005/13	W in./µm ±.0003/8	*T in./µm ±.0005/13	RIBBON THICKNESS in./µm	RIBBON WIDTH in./µm
.0005/13	.0010/25	.0003/8	.0015/38	.0035/89	.005/127	.008/203	.00025/6 to .0009/23	.002/51
.0010/25	.0010/25	.0003/8	.0015/38	.0035/89	.005/127	.008/203		
.0015/38	.0010/25	.0003/8	.0015/38	.0035/89	.005/127	.008/203		
.0020/51	.0010/25	.0003/8	.0015/38	.0035/89	.005/127	.009/229	.0010/25 to .0019/48	.003/76
.0020/51	.0010/25	.0003/8	.0025/64	.0050/127	.007/178	.009/229		
.0025/64	.0010/25	.0003/8	.0025/64	.0050/127	.007/178	.009/229		
.0030/76	.0010/25	.0003/8	.0025/64	.0050/127	.007/178	.010/254		
.0040/102	.0010/25	.0003/8	.0025/64	.0050/127	.007/178	.011/279		
.0025/64	.0010/25	.0003/8	.0025/64	.0060/152	.008/203	.009/229		
.0030/76	.0010/25	.0003/8	.0025/64	.0060/152	.008/203	.010/254		
.0040/102	.0010/25	.0003/8	.0025/64	.0060/152	.008/203	.011/279		
.0025/64	.0010/25	.0003/8	.0025/64	.0070/178	.009/229	.009/229		
.0030/76	.0010/25	.0003/8	.0025/64	.0070/178	.009/229	.010/254		
.0040/102	.0010/25	.0003/8	.0025/64	.0070/178	.009/229	.011/279	.004/102	
.0030/76	.0010/25	.0003/8	.0025/64	.0110/279	.013/330	.010/254		
.0040/102	.0010/25	.0003/8	.0025/64	.0110/279	.013/330	.011/279	.005/127	
.0050/127	.0010/25	.0003/8	.0025/64	.0110/279	.013/330	.012/305		
.0030/76	.0010/25	.0003/8	.0025/64	.0130/330	.016/406	.010/254	.008/203	
.0040/102	.0010/25	.0003/8	.0025/64	.0130/330	.016/406	.011/279		
.0050/127	.0010/25	.0003/8	.0025/64	.0130/330	.016/406	.012/305		
.0030/76	.0010/25	.0003/8	.0025/64	.0130/330	.016/406	.010/254	.010/254	
.0040/102	.0010/25	.0003/8	.0025/64	.0130/330	.016/406	.011/279		
.0050/127	.0010/25	.0003/8	.0025/64	.0130/330	.016/406	.012/305		

Chart contains typical configurations. T dimension varies with ribbon size - consult factory for exact T dimension.

Other configurations available based on ribbon size. *Dimensions in inches unless otherwise specified*