

New Small Wire Wedge Technology



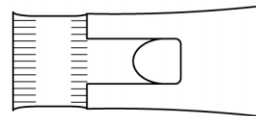
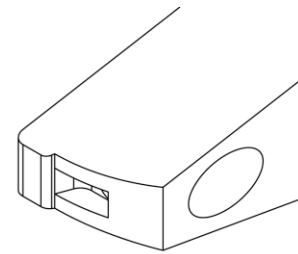
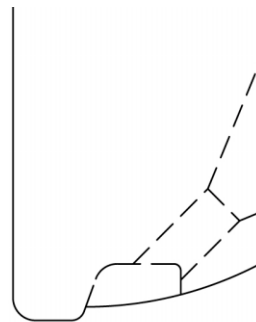


The MaxiBond Wedge

Patent Pending

The MaxiBond small wire wedge represents the first truly new wedge tip geometry in decades. This patent pending design combines the desirable characteristics of both the V-Notch and the Maxiguide style wedges without the inherent disadvantages of either. The MaxiBond is the next step in the evolution of wedge design.

- Features a complete back radius geometry for best 1st bond heel strength and 2nd bond termination & tailing
- Allows for small "W" dimension and 45° side chamfers, and fine pitch DSR's
- Provides access into small recessed bond pads without damaging surrounding passivation or protective overcoat
- All of the above are accomplished while maintaining the previously unavailable maxiguide-like wire guiding under the bond foot and centering on the bond pad

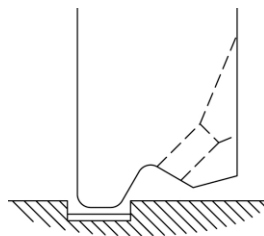


Comparison of Existing Wedge Designs

The V-Notch or Notch Style Wedge

Advantages

- Complete back radius for best 1st bond heel strength and 2nd bond termination and tailing
- Allows access into recessed pads without damage to the surrounding overcoat
- Allows smallest "W" dimension



Disadvantage

- Wire guiding under bond foot and centering on pad not as accurate as Maxiguide style, may lose wire under bond foot during bonding



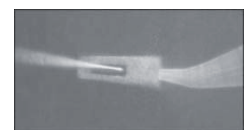
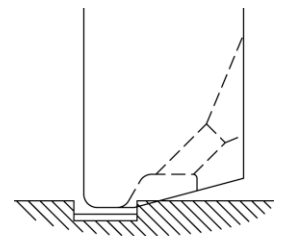
The Maxiguide or Pocket-Type Wedge

Advantage

- Provides best wire guiding and containment under bond foot and best wire centering on bond pad

Disadvantages

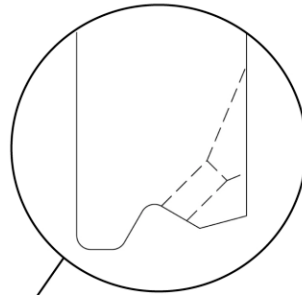

- Pocket walls may interfere with protective overcoat around recessed pads
- Back radius geometry is compromised by the surrounding pocket
- Pocket walls limit ability to make smallest "W", 45° side chamfers, and DSR's



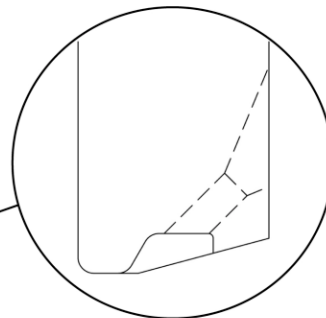
- The MaxiBond provides the advantages of both and the disadvantages of neither •

The MaxiBond Wedge is ideal for Low-Frequency or High-Frequency Operation

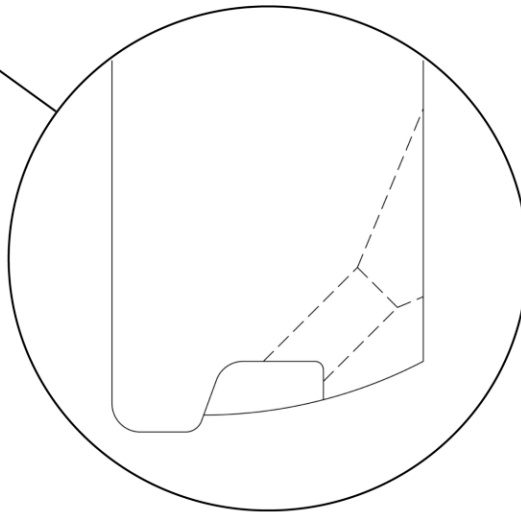

The MaxiBond Wedge is available in all shank types and lengths for all wire bonders



1960's
The V-Notch or Open
Notch Wedge



1979
The Maxiguide or
Pocket-Type Wedge



2004
The MaxiBond Wedge
Patent Pending Design

G **GAISER**
T **TOOL COMPANY**

4544 McGrath Street • Ventura, CA 93003
Phone 805.644.5583 • Fax 805.644.2013
www.gaisertool.com • info@gaisertool.com
• Inventors of the Ceramic Capillary •

*The Advantages of Both
The Disadvantages of Neither*