






*Manufacturers of Ultra Fine
Extruded Bonding Wire & Ribbon*

Procedure for Removing Spools from Plastic Snap Bags

<p style="text-align: center;">I</p> <p>Open spools in clean room only. Wear Finger Cots.</p> 	<p style="text-align: center;">II</p> <p>Cut green PASSED INSPECTION seal at front of snap pack and lift top lid.</p> 
<p style="text-align: center;">III</p> <p>Grasp base of snap pack firmly with one hand and with the finger tips of the other hand, securely grasp the spool flange edge. (Avoid touching wire/ribbon.)</p> 	<p style="text-align: center;">IV</p> <p>In one hand motion, turn the spool flange a short distance to the right or left and...</p> 
<p style="text-align: center;">V</p> <p>...Lift the spool <u>straight up</u> until clear of the snap pack.</p>  <p>Note: Do not rotate the wrist or arm when lifting the spool: this will cause the wire/ribbon to contact the edge of the snap pack base and damage the spooled product.</p>	